

PERFORMANCE OVEN (300°C)

SP-55 C

SP-105 C

SP-190 C

SP-440 C


SP-910 C

SP-1300 C

Drying, heat treatment, surface treatment, curing - all at precise temperature:

- Pilot & research hot air drying
- Drying after washing
- Material preheating
- Hot air sterilization
- Tooling preheating
 - Fills curing





Adjustable Exhaust duct

Exhaust fan unit (as accessory)

AISI 304 Stainless steel chamber, polished to Ra(0,5µm with quick door closing mechanism and highly resistant, food grade silicone seal

PLC based controller. Simple and effective programming of all drying/heating steps, and optional manual controls. RS-232 communication port (USB – as accessory)

Fully enclosed design with powder coated exterior, RAL 7035

2 level over temp. protection
1. 5°C over set point heating disabled
2. 10°C above max. tem mechanical shut off

High performance heat insulation with Aluminium finish and air gap

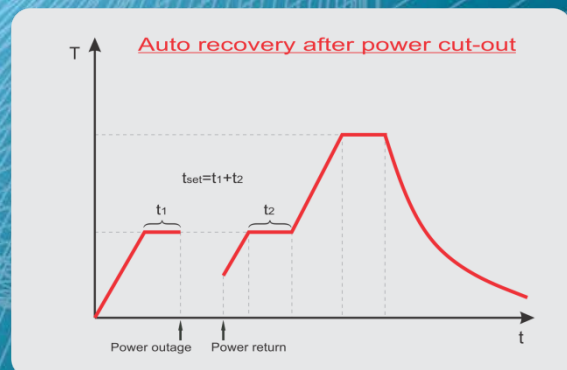
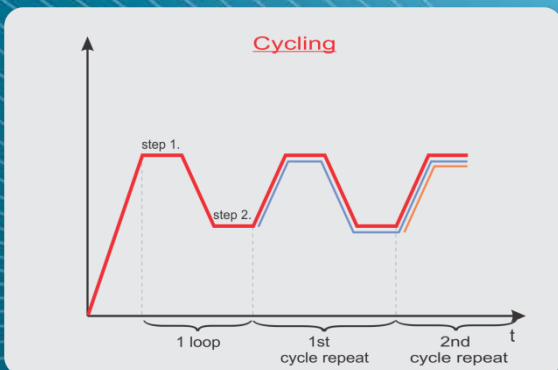
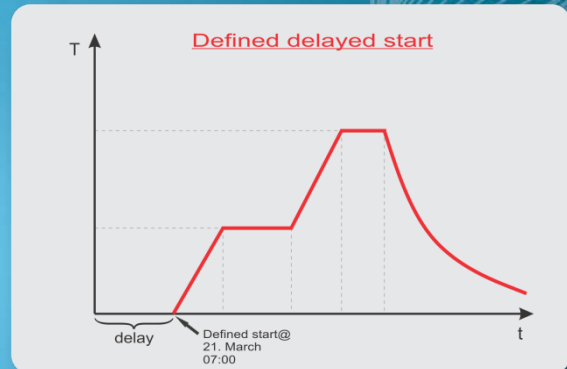
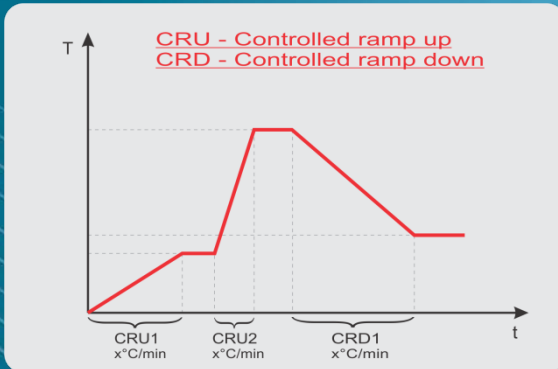
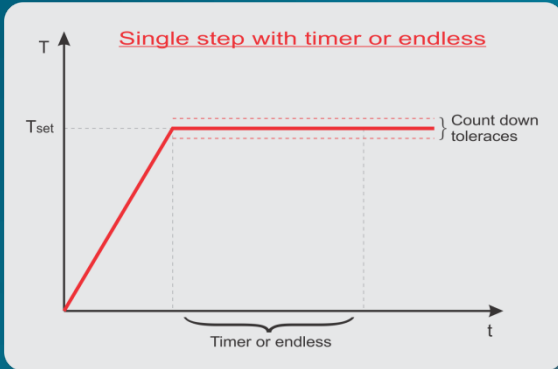
Two point closing mechanism with lockable door

Fresh air intake with adjustable inner aperture (as accessory)




Chamber door includes high-performance heat insulation (Observation window as accessory)

2 height adjustable stainless steel wire shelves delivered as standard
Additional wire or perforated shelves available as accessories




Controller functions:



Technical data:

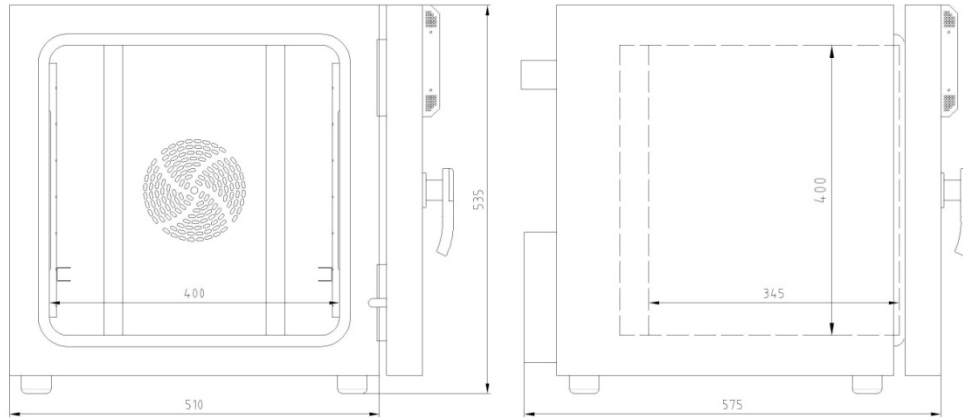
	SP-55 C	SP-105 C	SP-190 C
			
External dimensions (WxHxD) in mm	510 x 535 x 575	725 x 725 x 715	835 x 840 x 790
Internal dimensions (WxHxD) in mm	400 x 400 x 345	490 x 500 x 440	600 x 615 x 515
Volume (L)	55	107	190
Temperature range (°C)	T _{ambient} +5...300	T _{ambient} +5...300	T _{ambient} +5... 300
Temperature display resolution (°C)	0.1	0.1	0.1
Temperature set point resolution (°C)	0.1	0.1	0.1
Temperature stability (°C)	±0.1	±0.1	±0.1
Temperature uniformity (°C)	± 0.5 @ 60°C ± 0.9 @ 100°C ± 1.9 @ 200°C	± 0.3 @ 60°C ± 0.7 @ 100°C ± 1.7 @ 200°C	± 0.3 @ 60°C ± 0.7 @ 100°C ± 1.0 @ 200°C
Shelves included / max	2/4	2/6	2/8
Shelf capacity (kg)	20	25	30
Max capacity (kg)	40	55	80
Heat-up rate (°C/min)	5.8	5.6	4.6
Temperature control	PID	PID	PID
Power supply	230V, 50Hz	230V, 50Hz	230V, 50Hz
Wattage (W)	1600	1700	2300
Interface	RS-232	RS-232	RS-232
Access port (mm) (as accessory)	Ø40, Ø50, Ø90	Ø40, Ø50, Ø90	Ø40, Ø50, Ø90
Exhaust duct (mm)	Ø40	Ø40	Ø40
Noise (dBA) @ 1 m distance	30	30	30
Weight (kg)	33	67	82

Technical data:

	SP-440 C	SP-910 C	SP-1300 C
			
External dimensions (WxHxD) in mm	1235 X 1025 x 835	1280 x 1975 x 870	1340 x 2105 x 990
Internal dimensions (WxHxD) in mm	1000 x 800 x 550	1000 x 1300 x 730	1060 x 1430 x 850
Volume (L)	440	949	1288
Temperature range (°C)	T _{ambient} +5...300	T _{ambient} +5...300	T _{ambient} +5...300
Temperature display resolution (°C)	0.1	0.1	0.1
Temperature set point resolution (°C)	0.1	0.1	0.1
Temperature stability (°C)	±0.1	±0.1	±0.1
Temperature uniformity (°C)	± 0.3 @ 60°C ± 0.7 @ 100°C ± 1.6 @ 200°C	± 1.3 @ 60°C ± 1.7 @ 100°C ± 3.5 @ 200°C	± 1.3 @ 60°C ± 1.7 @ 100°C ± 3.5 @ 200°C
Shelves included / max	2/10	2/10	2/10
Shelf capacity (kg)	40	45	45
Max capacity (kg)	90	130	130
Heat-up rate (°C/min)	4.7	4.3	5.8
Temperature control	PID	PID	PID
Power supply	230V,50Hz	3x400V,50Hz	3x400V,50Hz
Wattage (W)	3700	9500	10500
Interface	RS-232	RS-232	RS-232
Access port (mm) (as accessory)	Ø40, Ø50, Ø90	Ø40, Ø50, Ø90	Ø40, Ø50, Ø90
Exhaust duct (mm)	Ø40	2 x Ø60	2 x Ø60
Noise (dBA) @ 1 m distance	34	64	64
Weight (kg)	179	328	385

Ordering information and accessories:

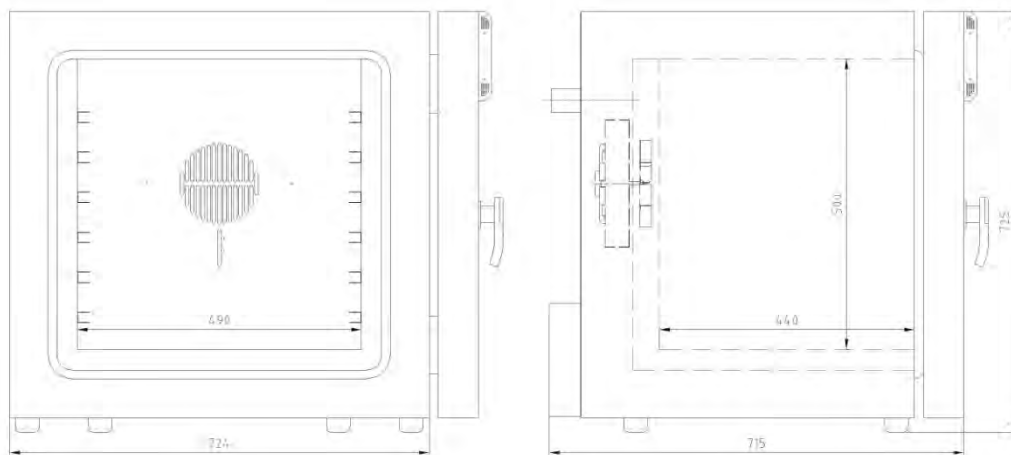
Description	Part no.
Oven SP-55 C	341
Oven SP-105 C	306
Oven SP-190 C	310
Oven SP-440 C	320
Oven SP-910 C	324
Oven SP-1300 C	328
Shelf, wired, SP-55 C	359
Shelf, wired, SP-105 C	35
Shelf, wired, SP-190 C	468
Shelf, wired, SP-440 C	355
Shelf, wired, SP-910 C	356
Shelf, wired, SP-1300 C	357
Shelf, perforated, SP-55 C	2627
Shelf, perforated, SP-105 C	370
Shelf, perforated, SP-190 C	2628
Shelf, perforated, SP-440 C	380
Shelf, perforated, SP-910 C	376
Shelf, perforated, SP-1300 C	378
Access port Ø40 mm (left side unless otherwise specified)	2629
Access port Ø50 mm (left side unless otherwise specified)	608
Access port Ø90 mm (left side unless otherwise specified)	1731
USB interface	1466
Ethernet interface	1716
SP Software Monitoring & History	1663
Calibration report (10 points, 3 temperatures)	1719
Trolley for SP-55 C	2624
Trolley for SP-105 C	2625
Trolley for SP-190 C	2622
Trolley for SP-440 C	2626
Exhaust fan for SP-55 C&SP-105 C&SP-190 C&SP-440 C	2630
Exhaust fan for SP-910 C&SP-1300 C	2631
Fresh air intake with adjustable inner aperture	2632
Observation window with illumination (190 mm x 190 mm)	252



SHIPPING	
W	600mm
H	800mm
D	680mm
Weight	46 kg

*we reserve the right to modifications

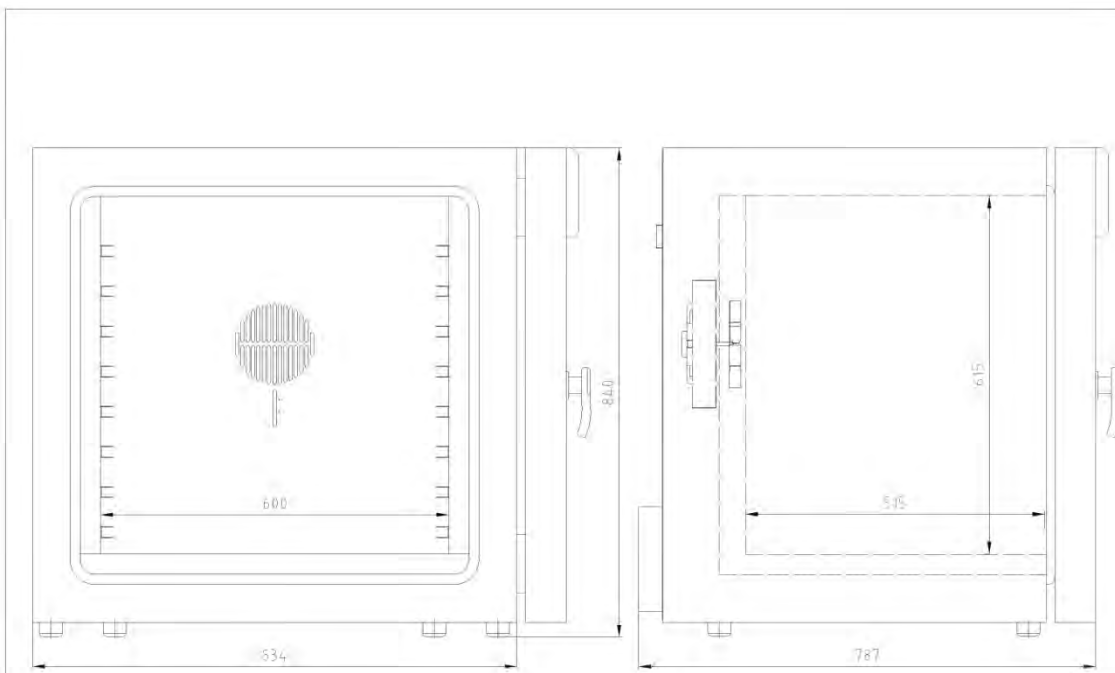
DIMENSIONAL DRAWING	PRODUCT	MODEL
	OVEN SP-55	SP-55



SHIPPING	
W	830mm
H	930mm
D	820mm
Weight	70 kg

*we reserve the right to modifications

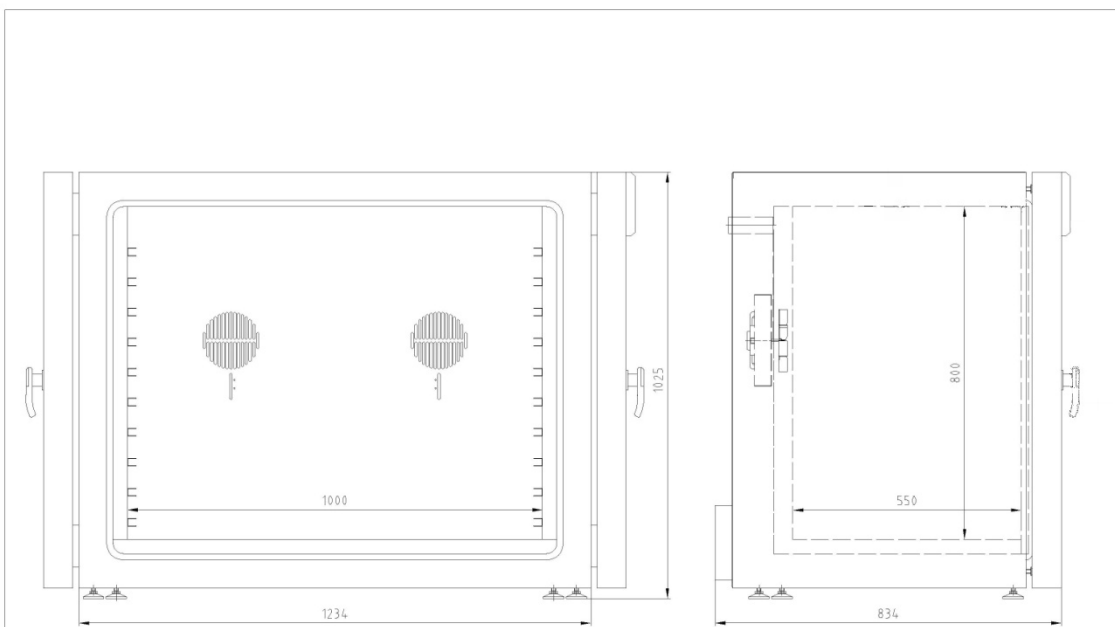
DIMENSIONAL DRAWING	PRODUCT	MODEL
	OVEN SP-105	SP-105



SHIPPING	
W	935mm
H	1060mm
D	890mm
WEIGHT	105 kg

*we reserve the right to modifications

DIMENSIONAL DRAWING	PRODUCT	MODEL
	OVEN SP-190	SP-190
	/	/
	/	/



SHIPPING	
W	1350mm
H	1180mm
D	930mm
WEIGHT	194 kg

*we reserve the right to modifications

DIMENSIONAL DRAWING	PRODUCT	MODEL
	OVEN SP-440	SP-440
	/	/
	/	/

