

ULTRA FAST CLIMATIC CHAMBER

(10 °C/min)
(- 40 °C ...+180 °C)


KK-340 CHLT UF

KK-500 CHLT UF

KK-1000 CHLT UF

- Temperature and relative humidity controlled test polygon
 - Material temperature resistance and product testing
 - Maintaining superior temperature & Rh stability
 - Sample conditioning prior to other tests
 - World class metrology performance
 - Accelerated ageing
 - Stress tests





Fan for internal air circulation with speed control

All exterior in galvanized and powder coated steel RAL-7035

Fully stainless steel chamber

Touch and key controller with user friendly interface, advance settings options, RS-232, USB or Ethernet communication ports

Extensive heat insulation shield on all chamber sides and doors

2 level over temp. protection
 1. 5 °C over set point heating disabled
 2. 10 °C above max. temp mechanical shut off

Parallel seal with soft profile silicone seal to ensure perfect tightness

Heated observation window with illumination 370x420mm (as accessory)

Access port with both end plugs Ø40 as standard, Ø50 or Ø90 as accessory

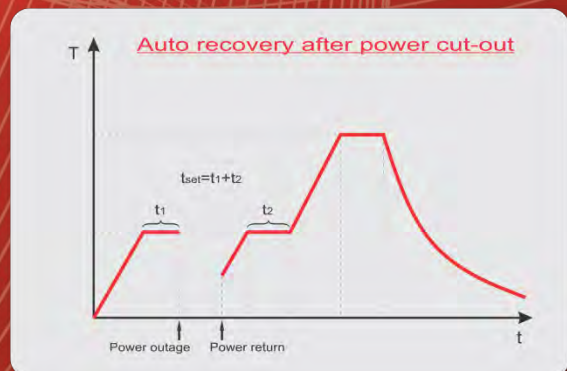
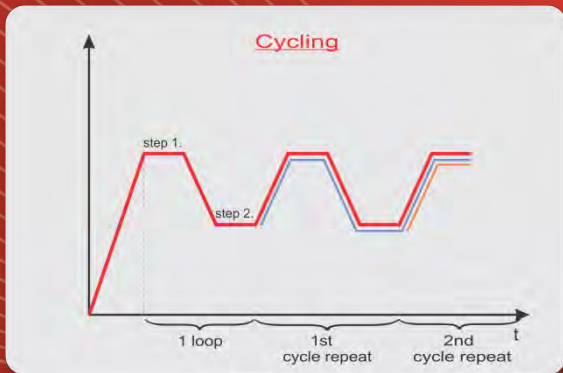
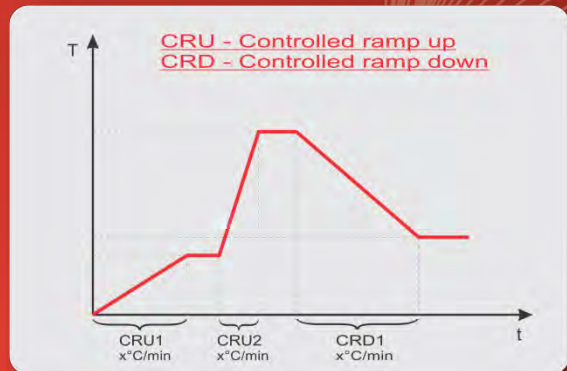
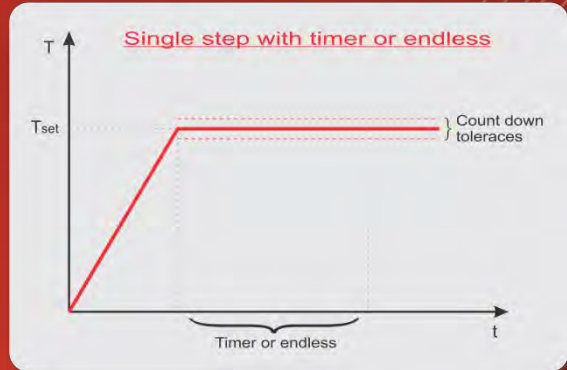
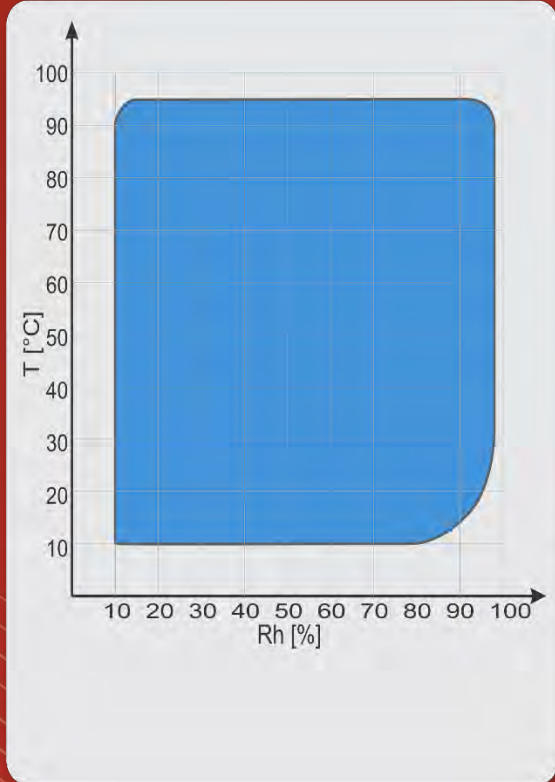
Heavy duty closing mechanism



Height adjustable stainless steel wire shelves (1 wire shelf included, additional wire or perforated shelves as accessory)


Full 4 side maintenance access to ref. system

Heavy duty swivel wheels with brake for simple manipulation

Controller functions:



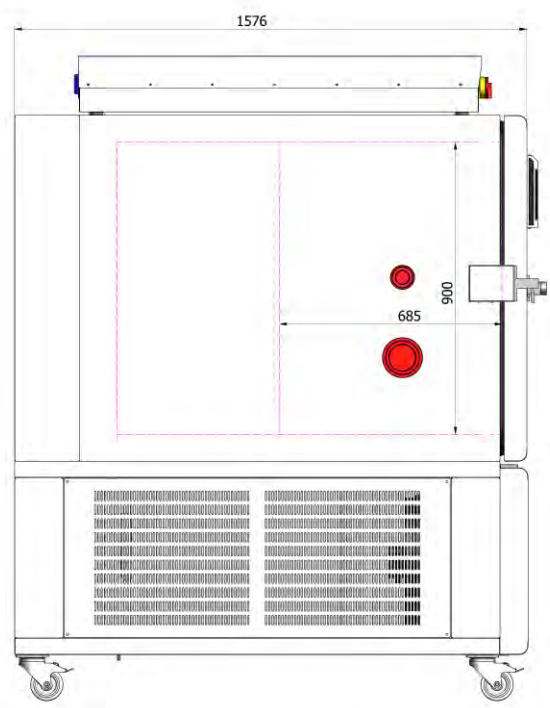
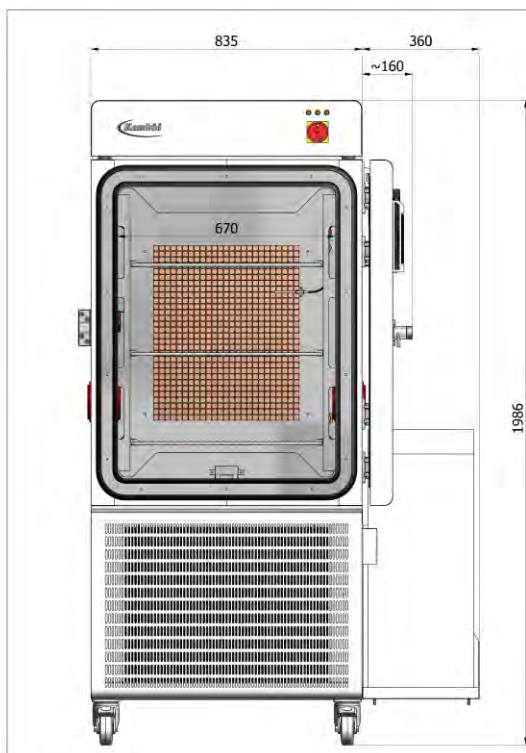
	KK-340 CHLT UF	KK-500 CHLT UF
		
External dimensions (W x H x D) in mm	835* x 1986 x 1576	1035* x 1956 x 1693
Internal dimensions (W x H x D) in mm	670 x 900 x 685	870 x 870 x 800
Volume (L)	~ 340	~ 500
Temperature range (°C)	- 40 ...+ 180	- 40 ...+ 180
Heat up rate (°C/min) EN 60068-3-5	10	7,5
Cool down rate (°C/min) EN 60068-3-5	10	10
Temperature display resolution (°C)	0.1	0.1
Temperature set resolution (°C)	0.1	0.1
Temperature stability (°C)	± 0,7 °C @ - 40 °C ± 0,1 °C @ + 23 °C 50 % Rh ± 0,3 °C @ + 50 °C 50 % Rh ± 0,3 °C @ + 90 °C 90 % Rh ± 0,5 °C @ + 180 °C	± 0,5 °C @ - 40 °C ± 0,2 °C @ + 23 °C 50 % Rh ± 0,2 °C @ + 50 °C 50 % Rh ± 0,2 °C @ + 90 °C 90 % Rh ± 0,5 °C @ + 180 °C
Temperature uniformity (°C)	± 1,5 °C @ - 40 °C ± 0,3 °C @ + 23 °C 50 % Rh ± 1,0 °C @ + 50 °C 50 % Rh ± 0,7 °C @ + 90 °C 90 % Rh ± 3,5 °C @ + 180 °C	± 1,5 °C @ - 40 °C ± 0,5 °C @ + 23 °C 50 % Rh ± 1,0 °C @ + 50 °C 50 % Rh ± 0,5 °C @ + 90 °C 90 % Rh ± 3,0 °C @ + 180 °C
Relative humidity range (%)	10...98	10...98
Relative humidity display resolution (%)	0.1	0.1
Relative humidity set resolution (%)	1	1
Relative humidity stability (%)	±1% @ 50°C 50% Rh ±1% @ 90°C 90% Rh	±1% @ 50°C 50% Rh ±1% @ 90°C 90% Rh
Temperature control	PID	PID
Relative humidity control	Dew point humidity control / dry air purge for extended	Dew point humidity control / dry air purge for extended
Power supply	3x400V 50/60Hz	3x400V 50/60Hz
Wattage (W)	18000	21000
Interface	RS 232 (USB and Ethernet as accessory)	RS 232 (USB and Ethernet as accessory)
Shelve	1 (max 6)	1 (max 6)
Shelve capacity (kg)	35	50
Max capacity (kg)	100	150
Access port (mm)	Ø 40 standard, (Ø 50, Ø 90 as accessory)	Ø 40 standard, (Ø 50, Ø 90 as accessory)
Noise (dBA) @ 1 m distance	~ 68	~ 70
Weight (kg)	~ 430	~ 580

	KK-1000 CHLT UF
	
External dimensions (W x H x D) in mm	1235* x 2156 x 1891
Internal dimensions (W x H x D) in mm	1070 x 1070 x 1000
Volume (L)	~ 1000
Temperature range (°C)	- 40 ...+ 180
Heat up rate (°C/min) EN 60068-3-5	8
Cool down rate (°C/min) EN 60068-3-5	10
Temperature display resolution (°C)	0.1
Temperature set resolution (°C)	0.1
Temperature stability (°C)	± 0,5 °C @ - 40 °C ± 0,2 °C @ + 23 °C 50 % Rh ± 0,3 °C @ + 50 °C 50 % Rh ± 0,3 °C @ + 90 °C 90 % Rh ± 0,5 °C @ + 180 °C
Temperature uniformity (°C)	± 1,5 °C @ - 40 °C ± 0,5 °C @ + 23 °C 50 % Rh ± 1,0 °C @ + 50 °C 50 % Rh ± 0,5 °C @ + 90 °C 90 % Rh ± 3,0 °C @ + 180 °C
Relative humidity range (%)	10..98
Relative humidity display resolution (%)	0.1
Relative humidity set resolution (%)	1
Relative humidity stability (%)	±1% @ 50°C 50% Rh ±1% @ 90°C 90% Rh
Temperature control	PID
Relative humidity control	Dew point humidity control / dry air purge for extended
Power supply	3x400V 50/60Hz
Wattage (W)	21000
Interface	RS 232 (USB and Ethernet as accessory)
Shelve	1 (max 6)
Shelve capacity (kg)	50
Max capacity (kg)	200
Access port (mm)	Ø 40 standard, (Ø 50, Ø 90 as accessory)
Noise (dBA) @ 1 m distance	~ 72
Weight (kg)	680

*All performance in controlled stable environment ($T_{\text{ambient}} = + 22 \text{ °C} \pm 3 \text{ °C}$)! *Accessories might affect performance!

Ordering information and accessories:

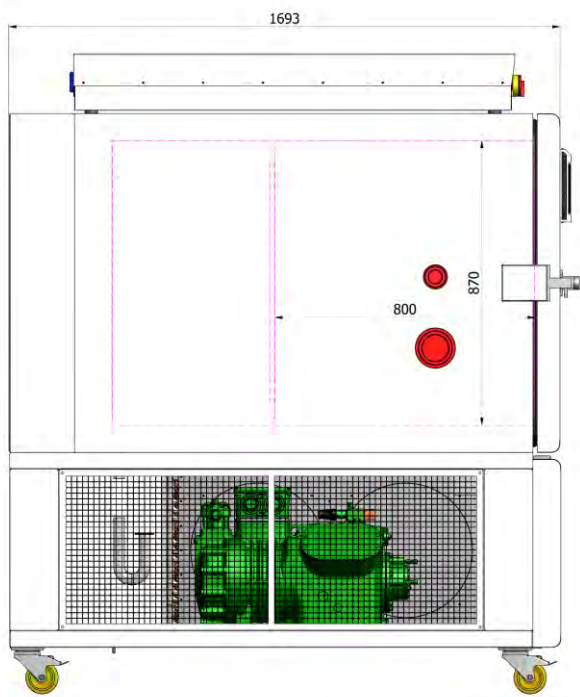
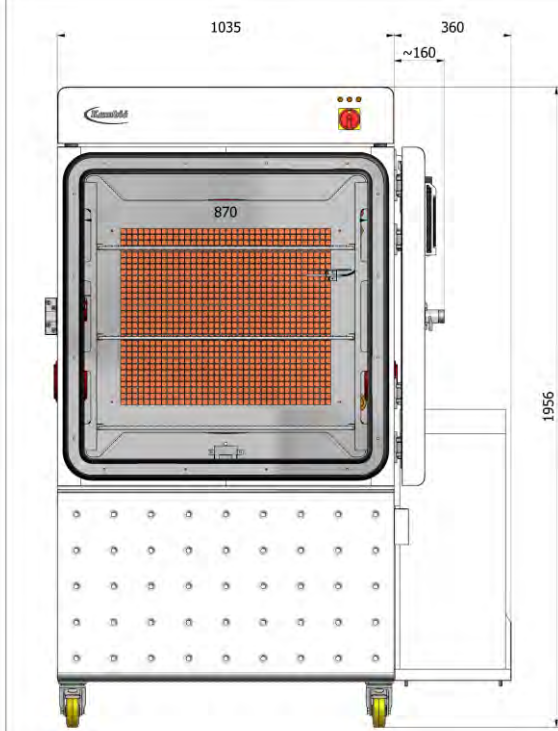
Description	Part no.
Climatic chamber KK-340 CHLT UF	2849
Climatic chamber KK-500 CHLT UF	2850
Climatic chamber KK-1000 CHLT UF	2851
Shelve wire KK-340 CHLT UF	956
Shelve wire KK-500 CHLT UF	958
Shelve wire KK-1000 CHLT UF	960
Shelve perforated KK-340 CHLT UF	957
Shelve perforated KK-500 CHLT UF	959
Shelve perforated KK-1000 CHLT UF	961
Access Port w. Plug Ø 40 mm right	2629
Access Port w. Plug Ø 50 mm right	608
Access Port w. Plug Ø 90 mm right	1731
Observation window with illumination 370x420mm	252
USB interface	1466
Ethernet interface	1716
TK-Tool (Software Monitoring & History)	1663
Password protection	1718
Evaluation report 9 points, 3 climatic values - performed by Kambič	1719
Evaluation report 9 points, 3 climatic values - Accredited	1777



SHIPPING	
W	1420 mm
H	2230 mm
D	1840 mm
WEIGHT	

* we reserve the right to modifications

DIMENSIONAL DRAWING	PRODUCT	MODEL
	ULTRA FAST CLIMATIC CHAMBER	KK-340 CHLT UF



SHIPPING	
W	1610 mm
H	2200 mm
D	1950 mm
WEIGHT	

* we reserve the right to modifications

DIMENSIONAL DRAWING	PRODUCT	MODEL
	ULTRA FAST CLIMATIC CHAMBER	KK-500 CHLT UF

